


SolaGlide Retractable Skylight Systems by Libart





Evolution of Roofs Solaglide Retractable Skylights Everyone has a Window Seat

Who wants to be inside on a sunny day or in the dark on rainy days?

Restaurant and cafe owners, make sure your clients have the pleasure of natural light all the time and your outdoor seating is always revenue producing, no matter the weather.

Don't leave your customers in the dark with solid roofing! Solaglide skylights give you the best of both worlds.

Solaglide system is designed to provide excellent thermal and weather insulation for all climates. Thermally-broken mullions, insulated glass panels are structurally bonded to frames with extensive weather sealant components assure your safety and comfort. Main mullions, frames, and gutters are manufactured from electro statically baked-on power painted aluminum profiles. All other components are made of stainless steel, aluminum or non-corrosive

materials. Hidden drive and automatic tensioning system built into the main mullions, provides protection from the environment and eliminates unsightly chains, cables, motor and similar drive components.

Thermoplastic polyester cogged belt with steel reinforced cords are resistant to moisture, oils, UV and extreme temperature changes. Guaranteeing maintenance free operation for many years.



Project Name: Thales Cafe
 Project Code: 4647
 Location: Istanbul/Turkey
 Size: 15.5m x 8.5m (50'x27')
 Operation Mode: 75% opening up

Thales cafe patio enclosure is a perfect example off the flexibility of the design, allowing a perfect mesh of "indoor comfort, outdoor freedom". With SolaGlide system the area takes advantage of natural light usage in the patio in all seasons.



Project Name : Code: Fox & Pheasant Project 5085
 Location: Chelsea / UK
 Size: 6.4m x 8m (20' x 26')
 Operation Mode: 66% retracting down double pitch

With the installation of a SolaGlide glass roof, overhead cover with eaves-opening sliding glass that allows for adjustable ventilation and sunlight used to maximum advantage during the day, with insulated glass constraining noise levels to the surrounding residential properties.



Project Name: Grand Altuntas
 Project Code: 4810
 Location: Aksaray/Turkey
 Size: 5.46m x 5.20m (17.9' x 17')
 Operation Mode: 66% Opening Up

The Hotel owners wanted to profit from the pool all year long. Libart designed the structure for the Hotel. The full glass structure looks very modern and when the Libart retractable skylight system Works there is a very nice air ventilation inside that do not disturb the customers who are having a nice time in the pool.



Project Name: Bristol Hotel
 Project Code: 1477
 Location: Amman/Jordan
 Size: 23m x 11m (75.4' x 36')
 Opeation Mode: 75% Retracting Up

Bristol Hotel in Amman had a wonderful pool side multi-functional area. The hotel was unable to use the area during winter time before they met with Libart. Libart designed and installed this unique roof between two hotel buildings, providing a multi-use area whatever the weather is!



Project Name: The Block
 Project Code: 9001
 Location: Melbourne/Australia
 Size: 7.85m x 5.35m (25' x 17')
 Operation Mode: 75% Retracting Up

The larger roof in the atrium area, in the foyer to the apartments, features a large sliding skylight with a span of 8 metres by 5 metres. In the open position light spills spectacularly into the atrium and garden area. The plants underneath the Libart roof thrive. The hit TV Show The Block featured a total of 5 Libart SolaGlide Retractable Roofs.

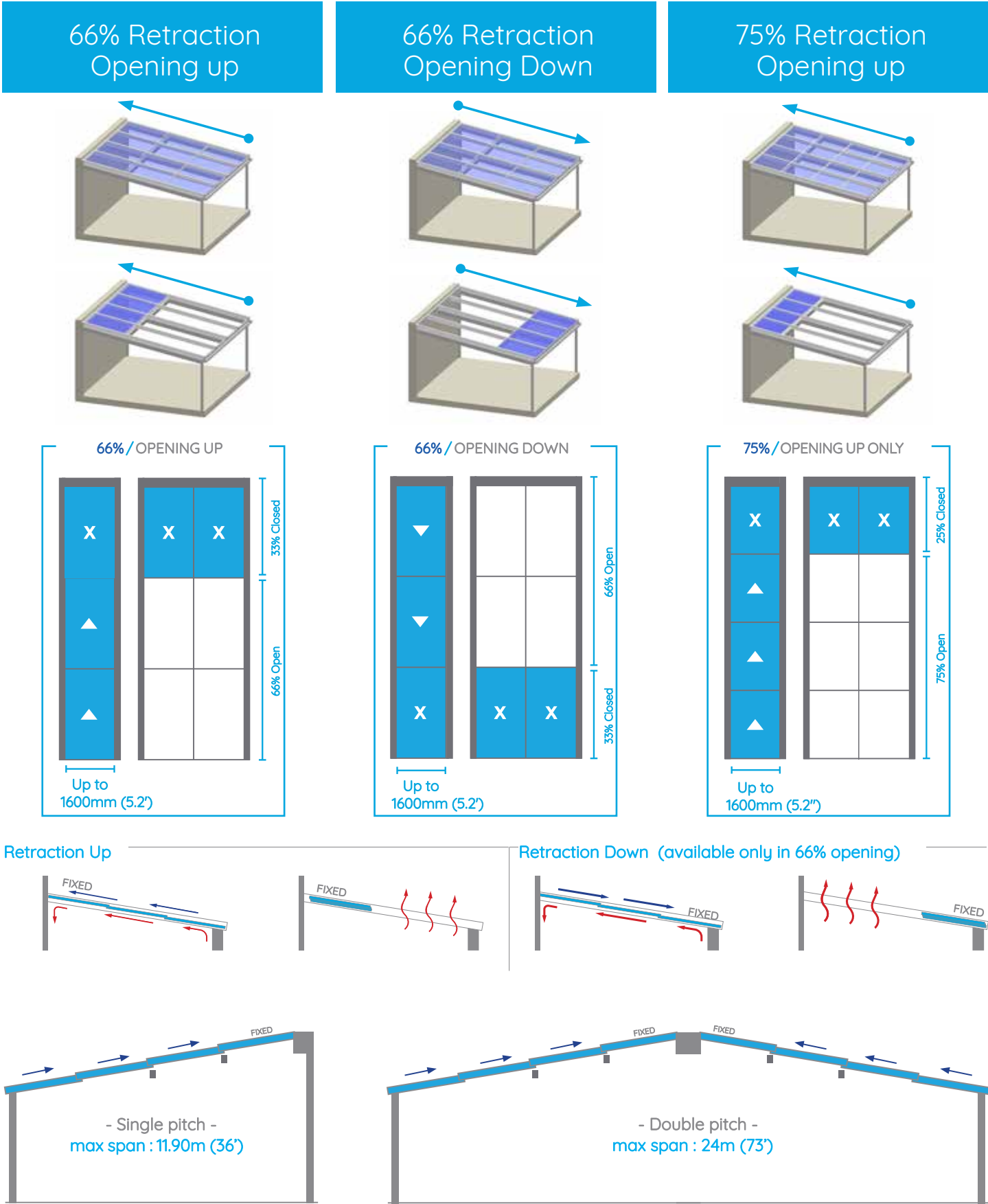


Project Name: Polenez Grill
 Project Code: 4047
 Location: Istanbul/Turkey
 Size: 22.3m x 10.8m (73.2' x 35.4')

A restaurant needs to use the benefits of natural light at its best. With Solaglide systems Polenez Grill created a outdoor area with a retractable skylight roof, enabling all the tables to become window seats. Till then they have created interest in their outdoor seats and huge impact on their investment.



OPERATION MODES & OPTIONS

Standard variations are shown below. On request, SolaGlide systems can extend beyond these variations depending on the project-specific applications. Custom designs are available to suit the project requirements, building codes, and wind considerations limited to static calculations. SolaGlide systems require a supporting system underneath on spans expending 5m (16'), if needed the main mullion allows integrated steel support.



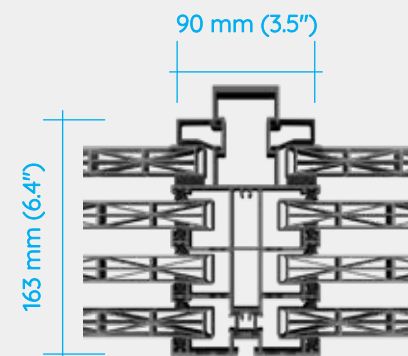
SolaGlide RRG / Insulated Glass Systems


- Hidden Drive System built into the main mullions, provides protection from the environment and eliminates unsightly chains, cables, motor and similar drive components
- Thermoplastic polyester cogged belt with steel reinforced cords are resistant to moisture, oils, UV and extreme temperature changes
- Automatic Expansion Compensation System adjusts the drive belt tension to allow for thermal expansion of main mullion and drive belt due to seasonal temperature changes.
- Panels are independently driven from both sides to guarantee problem free operations by providing balanced force on the glass frames.
- Tubular or industrial motor options
- Thermally broken mullions eliminate surface sweating and increase energy efficiency.
- 32mm (1.2") frame thickness suitable for insulated glass, enabling 1.1 Ug and 2.1Uw insulating values.
- Wall control, remote control or connection to building automation system.
- Clip on rail profiles ease installation and provides easy on-site glass maintenance.




SolaGlide RRP / Polycarbonate Systems

- Excellent blend of retractable roof luxury and affordability; compared to glass glazed systems.
- Tubular motor drive for ease of use, minimalistic look
- Thermally broken mullion and PC glazing
- Thermoplastic polyester cogged belt with steel reinforced cords are resistant to moisture, oils, UV and extreme temperature changes
- Automatic Expansion Compensation System adjusts the drive belt tension to allow for thermal expansion of main mullion and drive belt due to seasonal temperature changes.
- Hidden Drive System built into the main mullions, provides protection from the environment and eliminates unsightly chains, cables, motor and similar drive components
- 16mm (.6") with "X" cross for bracing for high loads and good insulation of up to 2.1Ug
- Solar Control, 16mm triple wall X braced PC glazing, provides good insulation 2.1Ug and excellent balance of LT to SC ration.
- Wall button, remote control options available.
- Clip on rail profiles ease installation and provides easy on-site glass maintenance.






5850



4686



4047



0000

To learn more about our projects all around the world and more about the products, please visit us at www.stoett.com

 facebook.com/stoettoutdoors

 instagram/stoettoutdoors

 linkedin.com/company/stoett-industries-inc

 pinterest.com/stoettoutdoors

www.stoett.com
info@stoett.com